


LET'S WRITE  
AND SPELL  
by Matt Glavack



  
VISIT  
OUR  
WEBSITE  
[www.strugglingreaders.com](http://www.strugglingreaders.com)

# LET'S WRITE AND SPELL

by Matt Glavach

© copyright 1973 by Matt Glavach

LET'S WRITE  
AND SPELL

LET'S WRITE  
AND SPELL

**LET'S WRITE AND SPELL**  
**TEACHER GUIDE**  
By Matt Glavach

**Let's Write and Spell** provides practice in writing letters and in writing the short and long vowel (silent e) words formed by the letters.

Important features of **Let's Write and Spell**:

1. Systematic organization
2. Step-by-step presentation
3. Continual skill reinforcement for letters and words
4. Extensive self-directed practice

How It Works:

The book begins with activities to practice upper and lower case alphabet letter formation. Teachers make copies of the letter formation pages (pages 3, 4, 5 and 6). Students should practice these many times as they go through the program.

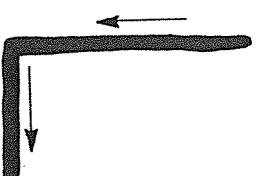
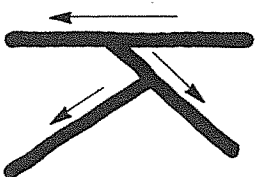

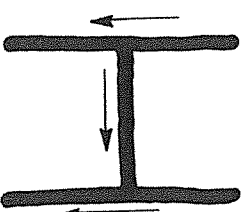

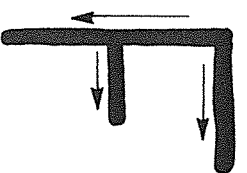
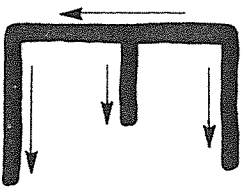
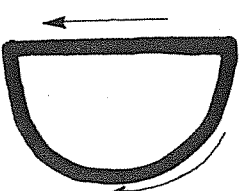

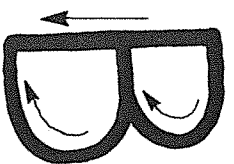
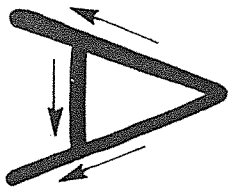
Pages 7 –14 Students practice writing the upper and lower case alphabet letters in sequence.

Pages 16 – 46, section 1, present practice writing individual letters for short vowel words and then students practice writing the short vowel word.

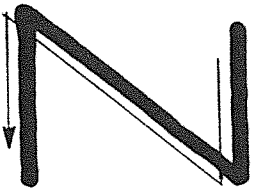
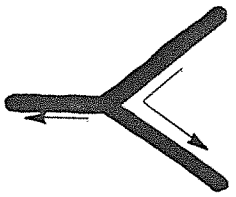
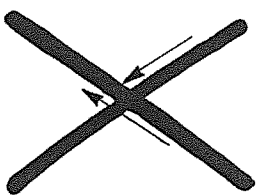
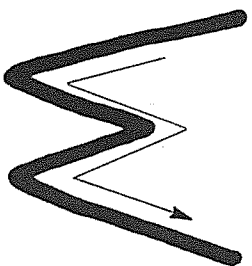
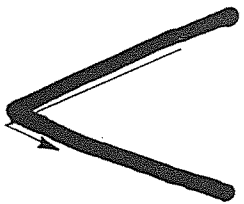
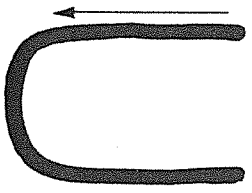
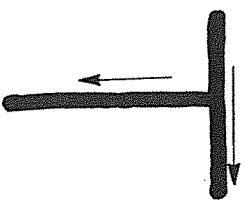

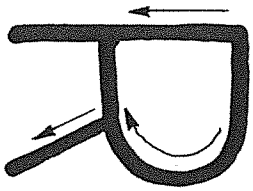
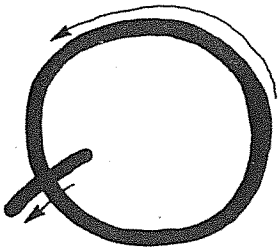
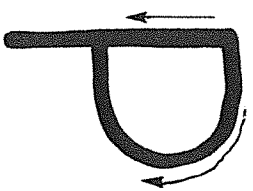

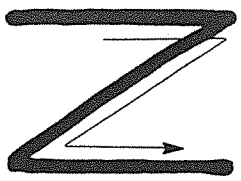
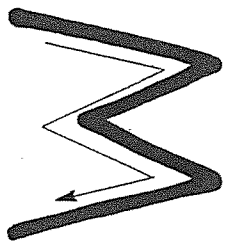
Pages 48 – 76, section 2, provide practice in writing individual letters that form long vowel words. Then students practice writing the long vowel words.

Page 77 is a blank page master with lines to make additional words to reinforce the teachers' reading and writing programs. Teachers' make copies of this page.

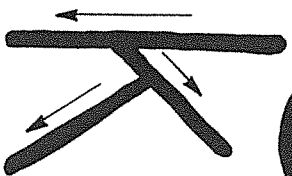
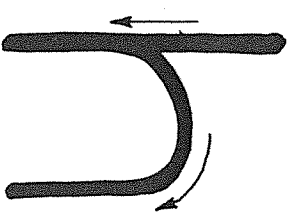
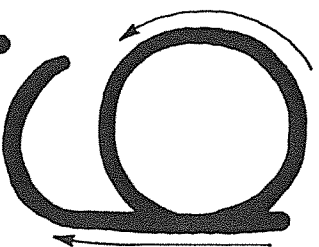
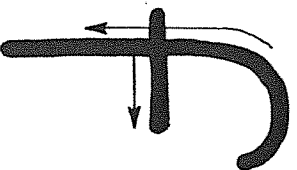
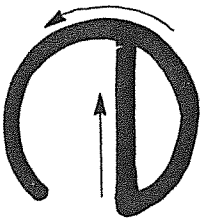
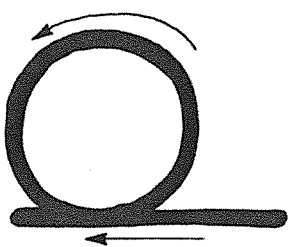
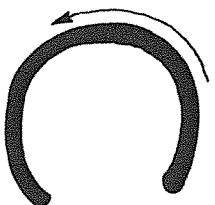
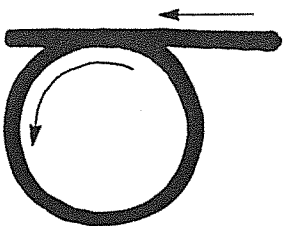
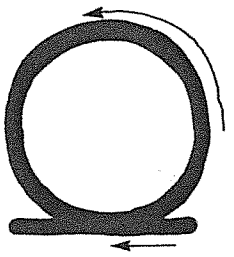
For added practice, students can copy letters and words with different color crayons.



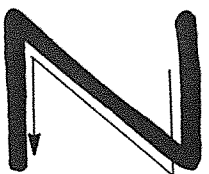
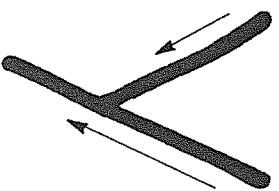
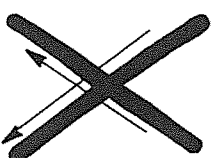
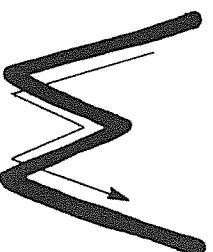
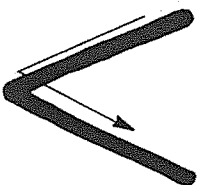
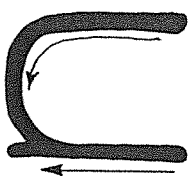
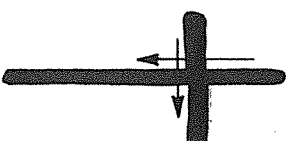

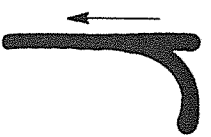
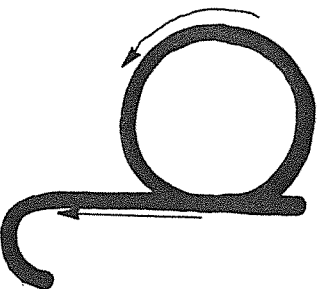
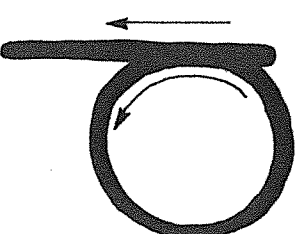

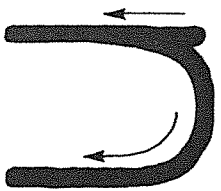
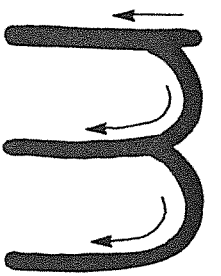
TRACE THE LETTERS



TRACE THE LETTERS



TRACE THE LETTERS



TRACE THE LETTERS

A B C D E F

G H I J K L

M N O P Q R

S T U V W X

Y Z



A

B

C

D

E

F

G

H

I

J

K

L

M

N

O

P

Q

R

S

T

U

V

W

X

Y

LETTER PRACTICE

A

B

C

D

E

G

H

I

J

K

L

M

N

O

P

Q

R

S

T

U

V

# LETTER PRACTICE

o p c d e f

g h i j k l

m n o p q r

s t u v w x

y z

o o o o e f

o n i j k l

m n o o r

s t u v x

z

LETTER PRACTICE

o p o o e

o n i j k l

m n o p q r

s t u v w x

LETTER PRACTICE

A

a

E

G

g

H

W

w

R

S

s

X

Z

complete the alphabet

o o  
o o  
f f

g g  
j j  
H H

m m  
n n  
r r

s s  
t t  
x x

y y

complete the alphabet