

SKILL

Information Sources: Dictionary, Telephone Book, Encyclopedia, Almanac, Atlas

OBJECTIVE

Given different information sources, the student will identify the type of information found in each source.

teaching strategy

Have available copies of reference books: dictionary, telephone book, encyclopedia, almanac and atlas. Divide students into small groups and provide each group with a different information source book. Ask each group to look through the books and be ready to tell what information is in the book and when the information might be needed. Tell students that you will be helping them find out more about what kinds of information the books contain. Devote each of the next five group sessions to presenting one of the information sources. Have each small group present information that can be found in the source book which they studied. Encourage other students to ask questions when the presentation has ended. In presenting the information sources, the following points should be emphasized:

Dictionary: important for finding word meanings, pronunciations and synonyms. Emphasize alphabetical order, guide words and pronunciation guide.

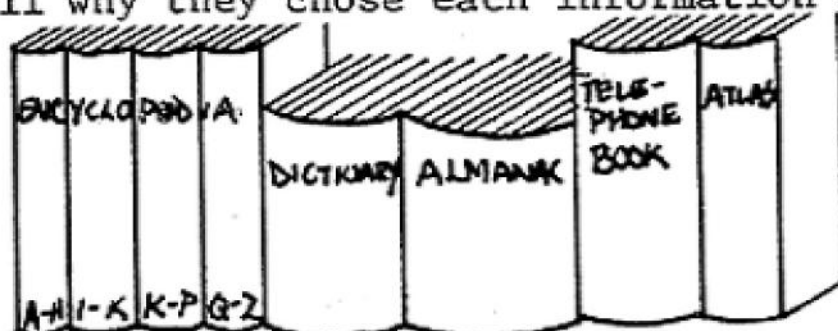
Encyclopedia: general information about important people, places, things and events. Emphasize the index.

Almanac: information about important dates, facts and figures; records of important events

Atlas: Important facts about geography; maps.

Point out that the same information may be found in more than one source but one source is usually the best.

After students have become familiar with the information provided by all of the information sources, present the worksheet exercise. When students have completed the worksheet read it with them and have them tell why they chose each information source.



WORKSHEET

Directions: Read each statement. On the line next to each statement, write A, B, C, D or E for the best information source.

| | | |
|-----------------|-------------------|----------|
| A. Dictionary | B. Telephone Book | |
| C. Encyclopedia | D. Almanac | E. Atlas |

In which source would you find

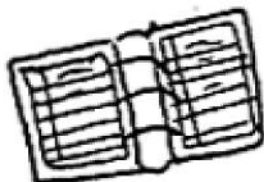
- _____ 1. how to pronounce the word *exercise*?
- _____ 2. the population of Arizona?
- _____ 3. the phone number of your friend?
- _____ 4. the address of your school?
- _____ 5. information on the history of airplanes?

___ 9. the population of the United States?


___ 10. the size of our largest state?

learning center activities

DICTIONARY. Have students make their own books of interesting words and definitions or a book of synonyms.



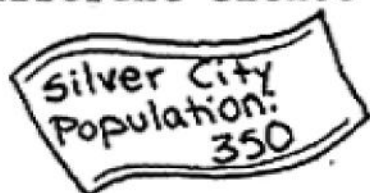
TELEPHONE BOOK. Have students make their own personal telephone directories listing important numbers and addresses.



ENCYCLOPEDIA. Using the encyclopedia, have students make a report on their favorite flowers or animals.



ALMANAC. Have students make books containing the populations of different cities and states.



ATLAS. Have students make books of maps, title the maps and describe their interesting features.



ATLAS. Have students use the atlas to show places

Directions: Read each statement. On the line next to each statement, write *A*, *B*, *C*, *D* or *E* for the best information source.

- | |
|-------------------|
| A. Dictionary |
| B. Telephone Book |
| C. Encyclopedia |
| D. Almanac |
| E. Atlas |

In which source would you find

- _____ 1. who won the baseball world series last year?
- _____ 2. how to pronounce a word?
- _____ 3. which part of the U.S. has the most rain?
- _____ 4. a map that shows where wheat is grown?
- _____ 5. local stores that sell sports equipment?
- _____ 6. how radios work?
- _____ 7. the address of a friend?
- _____ 8. the meaning of a word?

remarks